

Infrared light emitting diode, top view type

SIR-505STA47

The SIR-505STA47 is optimal for tape-end sensors in VTR's and other equipment. It can be directly mounted on a printed circuit board.

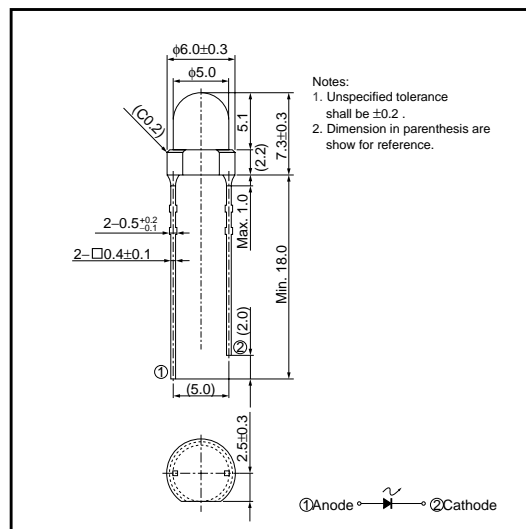
●Applications

VCR's, Optical control equipment

●Features

- 1) $\phi 5$ mm plastic package.
- 2) Direct-mount type.
- 3) Long life and high reliability.

●Dimensions (Unit : mm)



●Absolute maximum ratings ($T_a = 25^\circ\text{C}$)

Parameter	Symbol	Limits	Unit
Forward current	I_F	100	mA
Reverse voltage	V_R	5	V
Power dissipation	P_D	160	mW
Pulse forward current	I_{FP}^*	0.5	A
Operating temperature	T_{opr}	-25 to +85	$^\circ\text{C}$
Storage temperature	T_{stg}	-40 to +85	$^\circ\text{C}$

* Pulse width = 0.1 ms, duty ratio 1%

●Electrical and optical characteristics ($T_a = 25^\circ\text{C}$)

Parameter	Symbol	Min.	Typ.	Max.	Unit	Conditions
Optical output	P_o	-	8.0	-	mW	$I_F=50\text{mA}$
Emitting strength	I_E	5.6	10.0	25.7	mW/sr	$I_F=50\text{mA}$
Forward voltage	V_F	-	1.38	1.6	V	$I_F=100\text{mA}$
Reverse current	I_R	-	-	10	μA	$V_R=3\text{V}$
Peak light emitting wavelength	λ_P	-	950	-	nm	$I_F=50\text{mA}$
Spectral line half width	$\Delta\lambda$	-	40	-	nm	$I_F=50\text{mA}$
Half-viewing angle	$\theta_{1/2}$	-	± 15	-	deg	$I_F=50\text{mA}$
Response time	$t_r \cdot t_f$	-	1.0	-	μs	$I_F=50\text{mA}$
Cut-off frequency	f_c	-	1.0	-	MHz	$I_F=50\text{mA}$

Sensors

●Electrical and optical characteristic curves

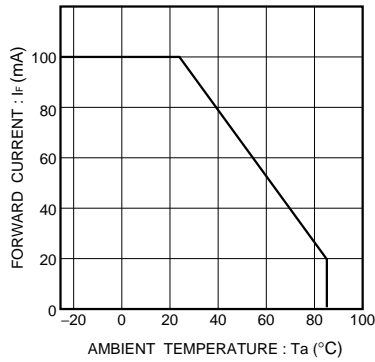


Fig.1 Forward current falloff

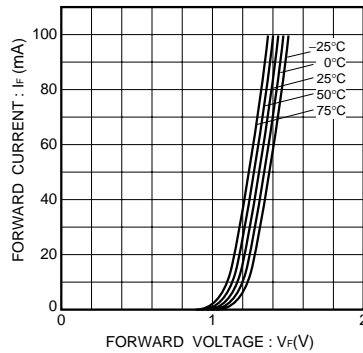


Fig.2 Forward current vs. forward voltage

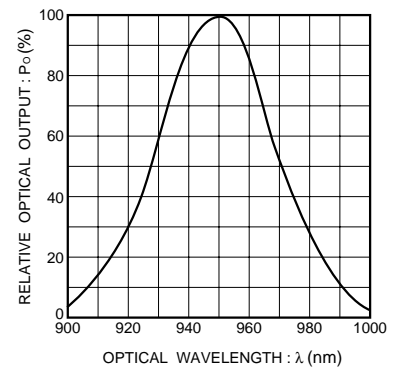


Fig.3 Wavelength characteristics

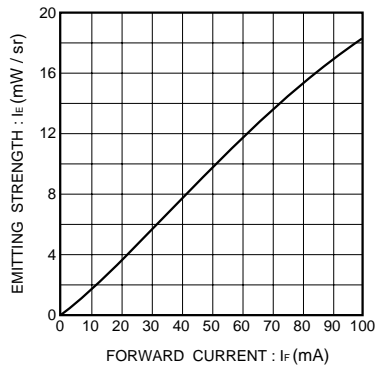


Fig.4 Emitting strength vs. forward current

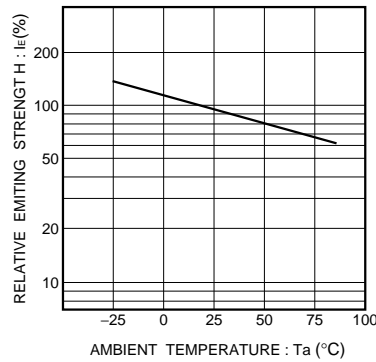


Fig.5 Relative emitting strength vs. ambient temperature

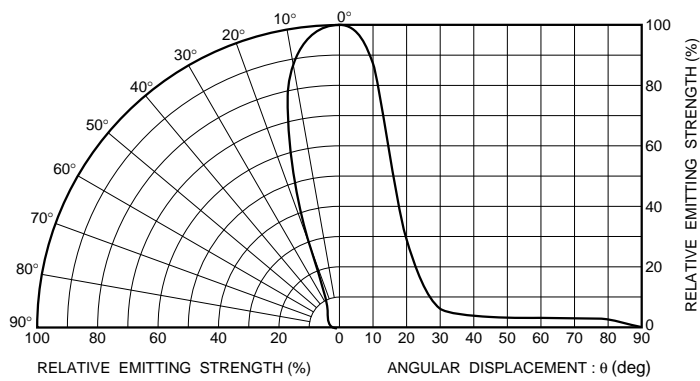


Fig.6 Directional pattern

Notes

- No technical content pages of this document may be reproduced in any form or transmitted by any means without prior permission of ROHM CO.,LTD.
- The contents described herein are subject to change without notice. The specifications for the product described in this document are for reference only. Upon actual use, therefore, please request that specifications to be separately delivered.
- Application circuit diagrams and circuit constants contained herein are shown as examples of standard use and operation. Please pay careful attention to the peripheral conditions when designing circuits and deciding upon circuit constants in the set.
- Any data, including, but not limited to application circuit diagrams information, described herein are intended only as illustrations of such devices and not as the specifications for such devices. ROHM CO.,LTD. disclaims any warranty that any use of such devices shall be free from infringement of any third party's intellectual property rights or other proprietary rights, and further, assumes no liability of whatsoever nature in the event of any such infringement, or arising from or connected with or related to the use of such devices.
- Upon the sale of any such devices, other than for buyer's right to use such devices itself, resell or otherwise dispose of the same, no express or implied right or license to practice or commercially exploit any intellectual property rights or other proprietary rights owned or controlled by
- ROHM CO., LTD. is granted to any such buyer.
- Products listed in this document are no antiradiation design.

The products listed in this document are designed to be used with ordinary electronic equipment or devices (such as audio visual equipment, office-automation equipment, communications devices, electrical appliances and electronic toys).

Should you intend to use these products with equipment or devices which require an extremely high level of reliability and the malfunction of which would directly endanger human life (such as medical instruments, transportation equipment, aerospace machinery, nuclear-reactor controllers, fuel controllers and other safety devices), please be sure to consult with our sales representative in advance.

About Export Control Order in Japan

Products described herein are the objects of controlled goods in Annex 1 (Item 16) of Export Trade Control Order in Japan.

In case of export from Japan, please confirm if it applies to "objective" criteria or an "informed" (by MITI clause) on the basis of "catch all controls for Non-Proliferation of Weapons of Mass Destruction.